



Sacred Heart
UNIVERSITY

Institute for Public Policy
Statewide Poll - Q2 2019



Report of Findings

May 28, 2019

Table of Contents

SECTION ONE

About the Poll

SECTION TWO

Project Overview

SECTION THREE

Headlines

SECTION FOUR

Key Study Findings





Sacred Heart
UNIVERSITY



Our Story

Sacred Heart University's Institute for Public Policy and the *Hartford Courant* are collaborating in partnership with GreatBlue Research to analyze salient issues facing the State of Connecticut. This collaboration combines the academic excellence of a top-rated private University and the integrity and professionalism of a national newspaper with the research design, analysis and reporting expertise of GreatBlue Research.

Table of Contents



SECTION ONE

About the Poll

SECTION TWO

Project Overview

SECTION THREE

Headlines

SECTION FOUR

Key Study Findings

Research Methodology Snapshot

Methodology	No. of Completes	No. of Questions	Sample
Dual mode (phone and digital survey)**	1,000	33*	Connecticut residents
Target	Margin of Error	Confidence Level	Research Dates
Connecticut residents	+/- 3.02%	95%	May 10 - May 23

* This represents the total possible number of questions; not all respondents will answer all questions based on skip patterns and other instrument bias.

** Supervisory personnel, in addition to computer-aided interviewing platforms, ensure the integrity of the data is accurate.

Table of Contents

SECTION ONE
About the Poll

SECTION TWO
Project Overview

SECTION THREE
Headlines

SECTION FOUR
Key Study Findings

71.5%
would still purchase
at an increased
price point

8.9%

5.4%

2.8%

0.0%

Negative Impact

Boomers

SHU Institute for Public Policy - May 2019 Headlines

- ❖ Two-fifths of Connecticut residents (40.0%) “disapprove” of the way Ned Lamont is handling his job as governor.
 - 64.1% disapproval among Republicans (20.1% unsure)
 - 47.8% disapproval among unaffiliated residents (34.4% unsure)
 - 24.1% disapproval among Democrats (39.3% unsure)
- ❖ The highest percentage of residents “approve” of the way Ned Lamont handles “health care” (29.6%), while the lowest number of residents “approve” of the way he is handling “taxes” (16.2%).
 - 29.5% “approve” of the way Lamont is handling “public primary education.”
 - 23.2% “approve” of the way Lamont is “managing the State budget deficit.”
- ❖ 51.3% support electronic tolling if the state guaranteed funds would go into a transportation lockbox, ensuring funds would only be spent on transportation infrastructure improvements.
 - 33.2% report a preference to have the state “institute tolls” rather than “borrow funds” to pay for infrastructure repairs.

SHU Institute for Public Policy - May 2019 Headlines

- ❖ High levels of “support” existed for raising the state income tax on individuals earning \$500,000 or couples earning \$1 million (70.2%) and legalization of marijuana for recreational use (59.0%).
- ❖ 84.5% of respondents reported it is important to them, as voters, that Governor Lamont keeps his campaign promise, that if elected, he would not raise income or sales taxes.
- ❖ 66.5% “support” a 2 percent tax increase on investment earnings of single filers earning \$500,000 or more and couples earning \$1 million or more.
- ❖ 50.5% reported they would prefer the State worked to close the current budget deficit by “reducing spending” over only 4.1% who suggested “raising taxes” is the best course of action.
- ❖ 59.0% of residents currently “support” the legalization of marijuana for recreational use.
 - 69.1%, reported to “strongly” (50.3%) or “somewhat support” (18.8%) the State Legislature proposal of expunging the records of individuals with convictions for low-level marijuana-related offenses.

Table of Contents

SECTION ONE
About the Poll

SECTION TWO
Project Overview

SECTION THREE
Headlines

SECTION FOUR
Key Study Findings

71.5%
would still purchase
at an increased
price point

8.9%

5.4%

2.8%

0.0%

Negative Impact

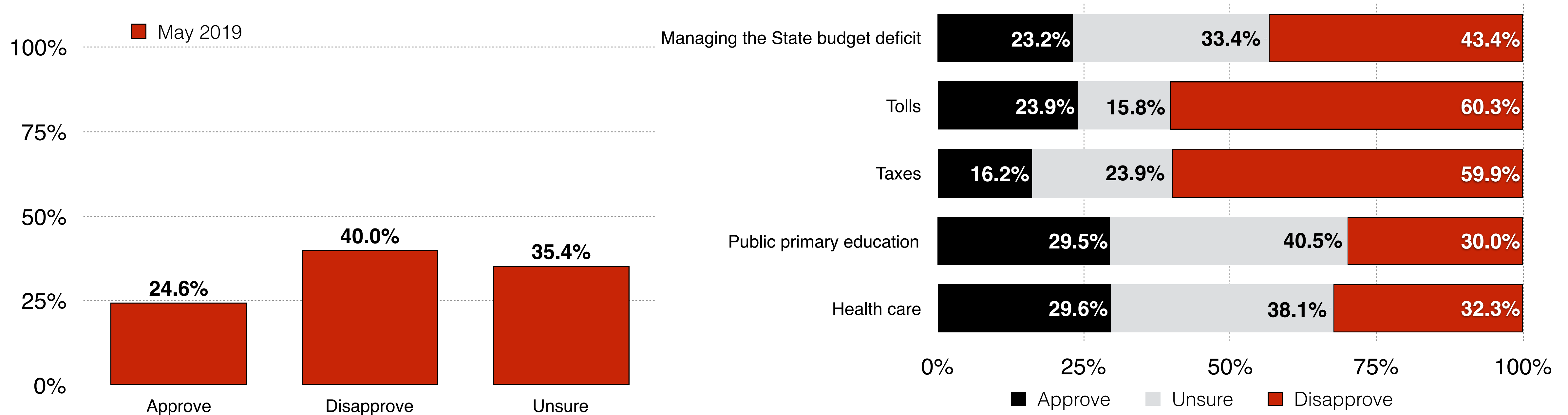
Boomers



Governor's Approval Rating

Two-fifths of Connecticut residents surveyed "disapprove" of how Ned Lamont is handling his job as governor (40.0%), while another 24.6% "approve" of his job performance since taking office in January.

- ❖ 64.1% of Republicans in the state currently "disapprove" of Ned Lamont's job performance, and 43.6% of unaffiliated residents currently "disapprove" of how Ned Lamont is handling his job as Governor.
- ❖ On specific issues, the highest rates of respondents reported to "disapprove" of how Ned Lamont is handling "tolls" (60.3%) in the State and "taxes" (59.9%) as of May 2019.
- ❖ 64.3% of unaffiliated residents currently "disapprove" of how Ned Lamont is handling "tolls" and 65.0% of unaffiliated residents "disapprove" of how Ned Lamont is handling "taxes" in Connecticut.



Since he took office in January, overall do you approve or disapprove of the way Ned Lamont is handling his job as governor?



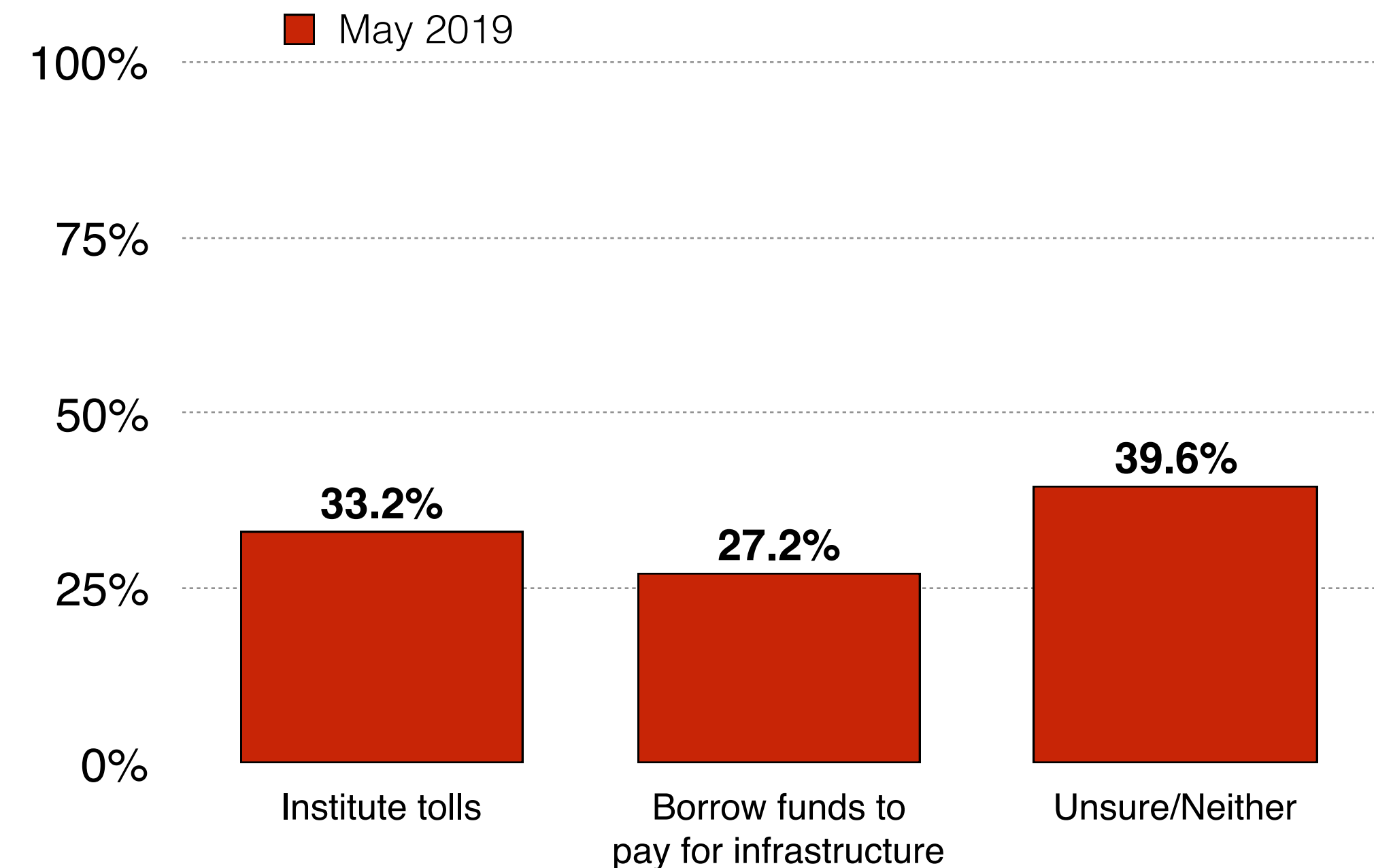
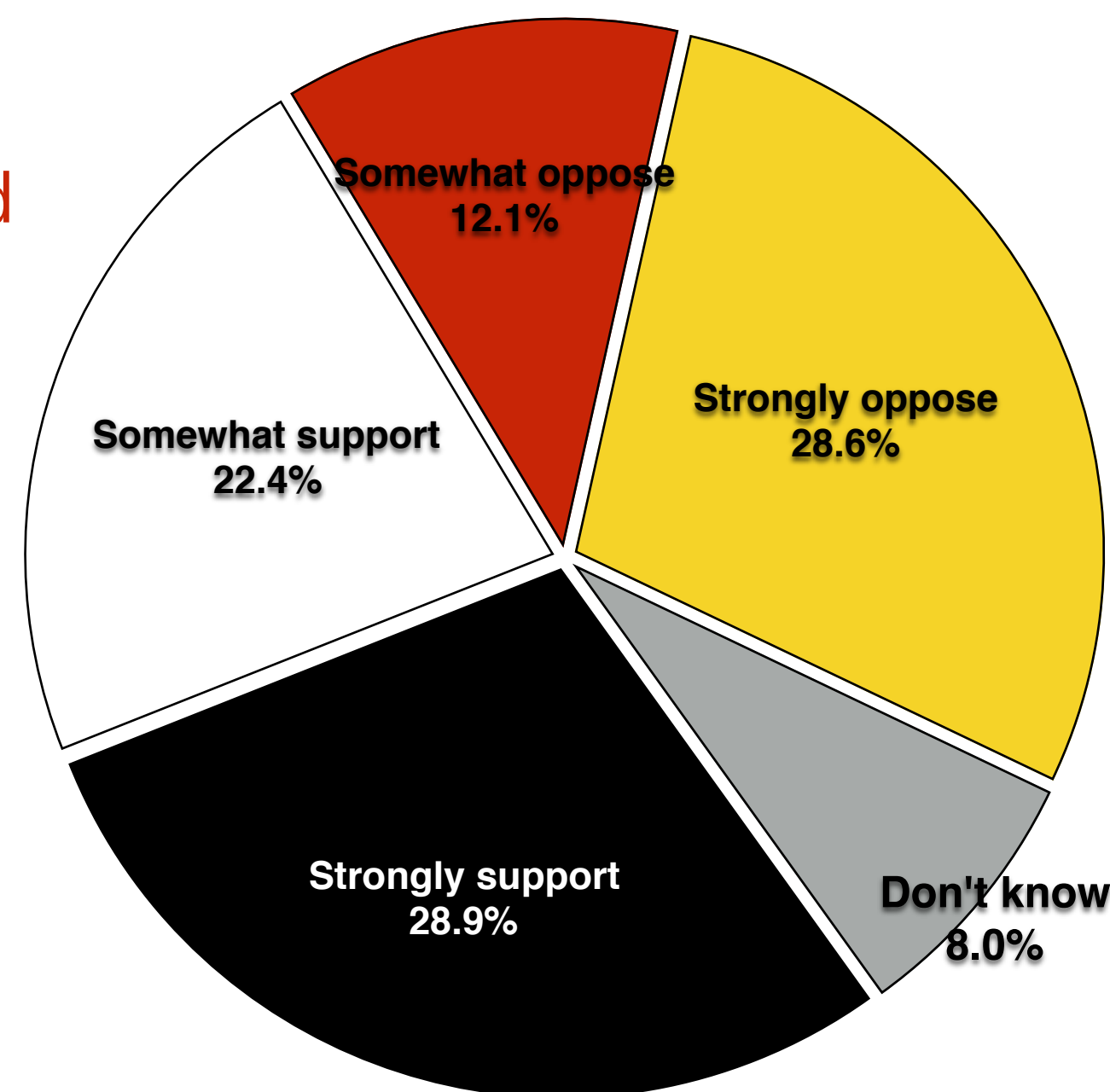
And, would you say you approve or disapprove of Ned Lamont's handling of the following issues...

Electronic Tolling...

51.3% of residents "strongly" (28.9%) or "somewhat support" (22.4%) the implementation of electronic tolling in Connecticut if the State guaranteed that funds would go into the transportation lockbox ensuring funds would only be spent on roads, bridges, and highways. Further, 33.2% report they would prefer if the State "institute tolls," rather than "borrow funds" to pay for infrastructure.

- ❖ 45.7% of residents earning \$100,000 to \$150,000 and 45.3% of those earning \$150,000 or more preferred "instituting tolls" over "borrowing funds" (22.8% and 13.7%, respectively) to pay for infrastructure improvements.
- ❖ 49.3% of Democrats preferred "instituting tolls" to pay for infrastructure improvements compared to only 20.9% of Republicans reporting the same.

Q In 2018, Connecticut voters passed a referendum that ensured transportation funds will be put in a "lockbox" and only spent on transportation infrastructure improvements. If it could be guaranteed that funds would go into a transportation lockbox only to be spent on roads, bridges, and highways; please tell me how strongly you support or oppose "e-tolling" in Connecticut.



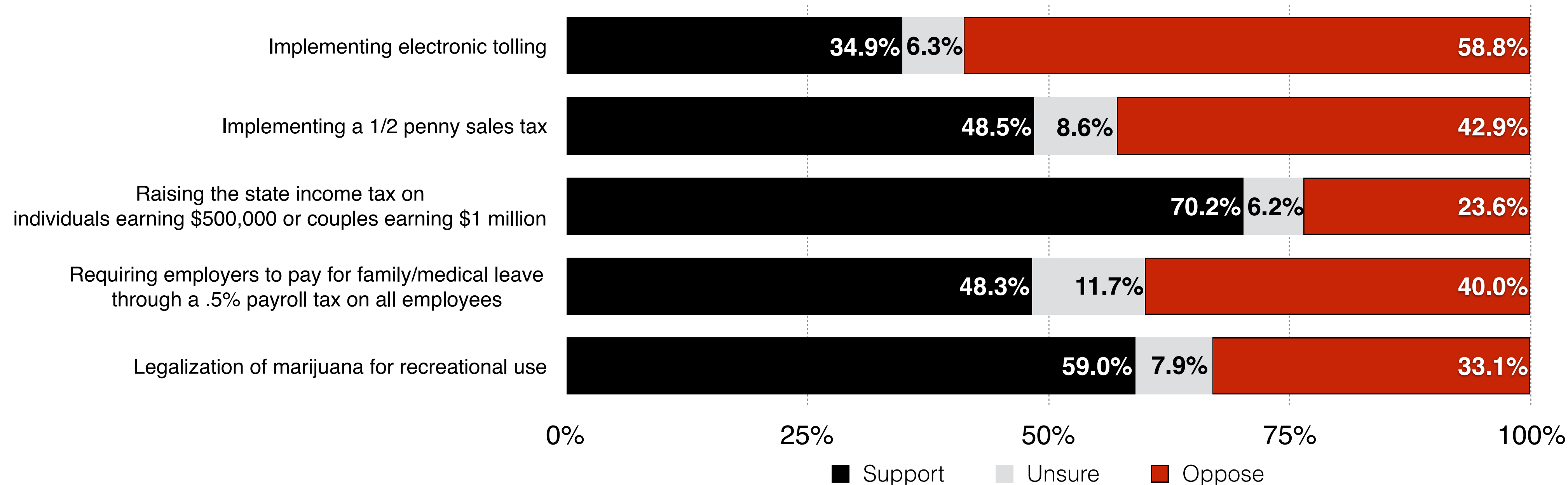
Q In order to pay for infrastructure repairs, would you prefer the establishment of tolls or would you rather have the state borrow to pay for these infrastructure repairs?



Challenges Facing Connecticut

When presented with a series of issues currently being considered or will be considered by the State Legislature in 2019, the highest levels of “support” existed for raising the state income tax on individuals earning \$500,000 or couples earning \$1 million (70.2%) and legalization of marijuana for recreational use (59.0%).

- ❖ While across the State, 58.8% of residents “oppose” implementing electronic tolling, opposition was strongest among residents between the ages of 35-44 (63.0%) and residents between the ages of 45-64 years old (64.5%). Strong opposition to “e-tolling” was also reported among those earning \$50,000 to \$100,000 (63.2%) and those earning \$150,000 or more (60.0%).
- ❖ 68.8% of unaffiliated residents “support” raising the state income tax on individuals earning \$500,000 or couples earning \$1 million.
- ❖ 49.1% of Republican residents “support” raising the state income tax on individuals earning \$500,000 or couples earning \$1 million, compared to 45.3% of Republican residents who “oppose” this tax increase.



Q I am now going to read you a list of issues that are currently being considered or will be considered by the State Legislature in 2019. After I read each, please tell me how strongly you support or oppose each measure that the State will consider.

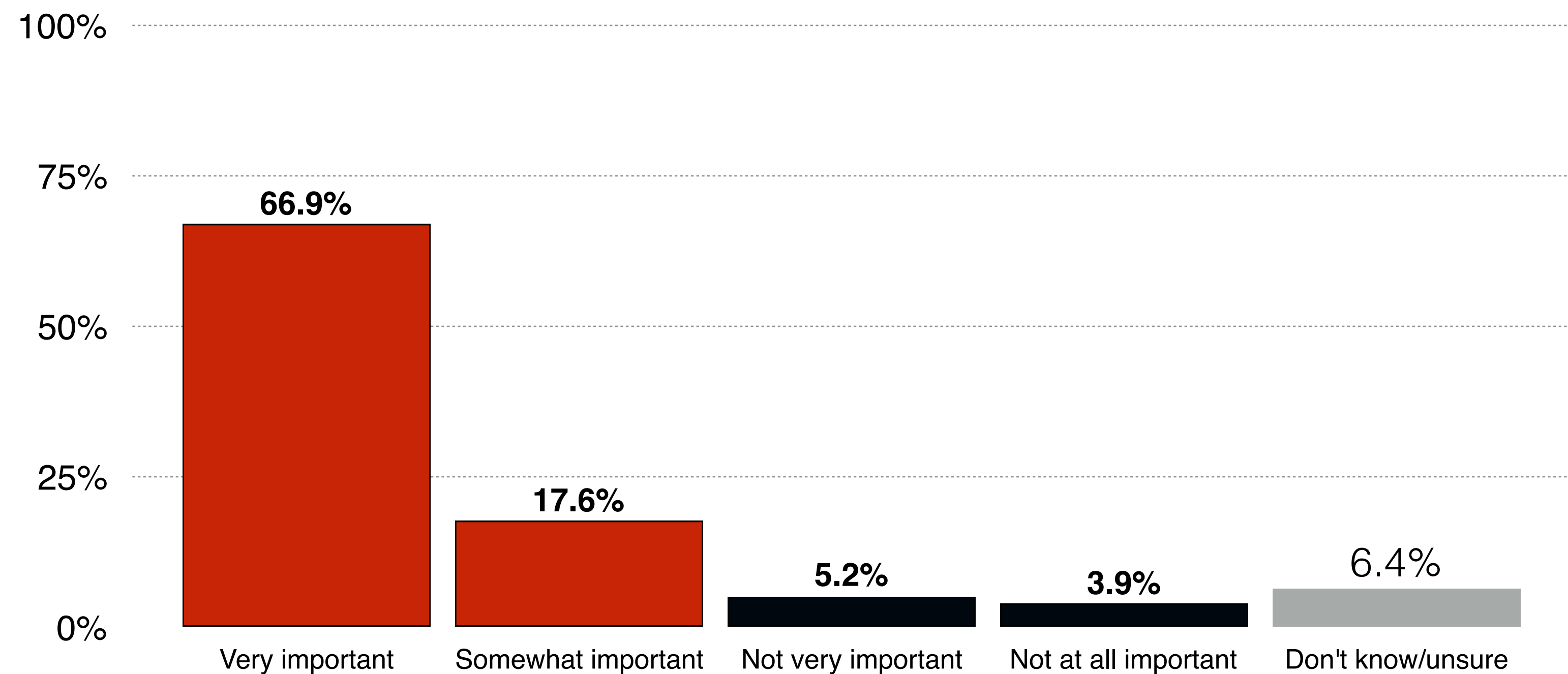


Taxes...

The clear majority of respondents surveyed, 84.5%, report it is "very" (66.9%) or "somewhat important" (17.6%) to them as voters that Governor Lamont keeps his campaign promise that, if elected, he would not raise income or state sales taxes.

- ❖ 93.8% of those from Tolland report it is important to them that Governor Lamont keeps his campaign promise.
- ❖ 88.0% of respondents surveyed with a total family income of \$50,000-\$100,000 report it is important to them that Governor Lamont keeps his promise.
- ❖ 91.5% of Republicans, 86.9% of unaffiliated residents, and 80.4% of Democrats, report it is important to them that Governor Lamont keeps his campaign promise.

Q In the 2018 campaign, Governor Lamont said definitively that he would not raise income or sales taxes if he were to be elected. Is it important to you as a voter that he keep that pledge now that he is Governor? Would you say...

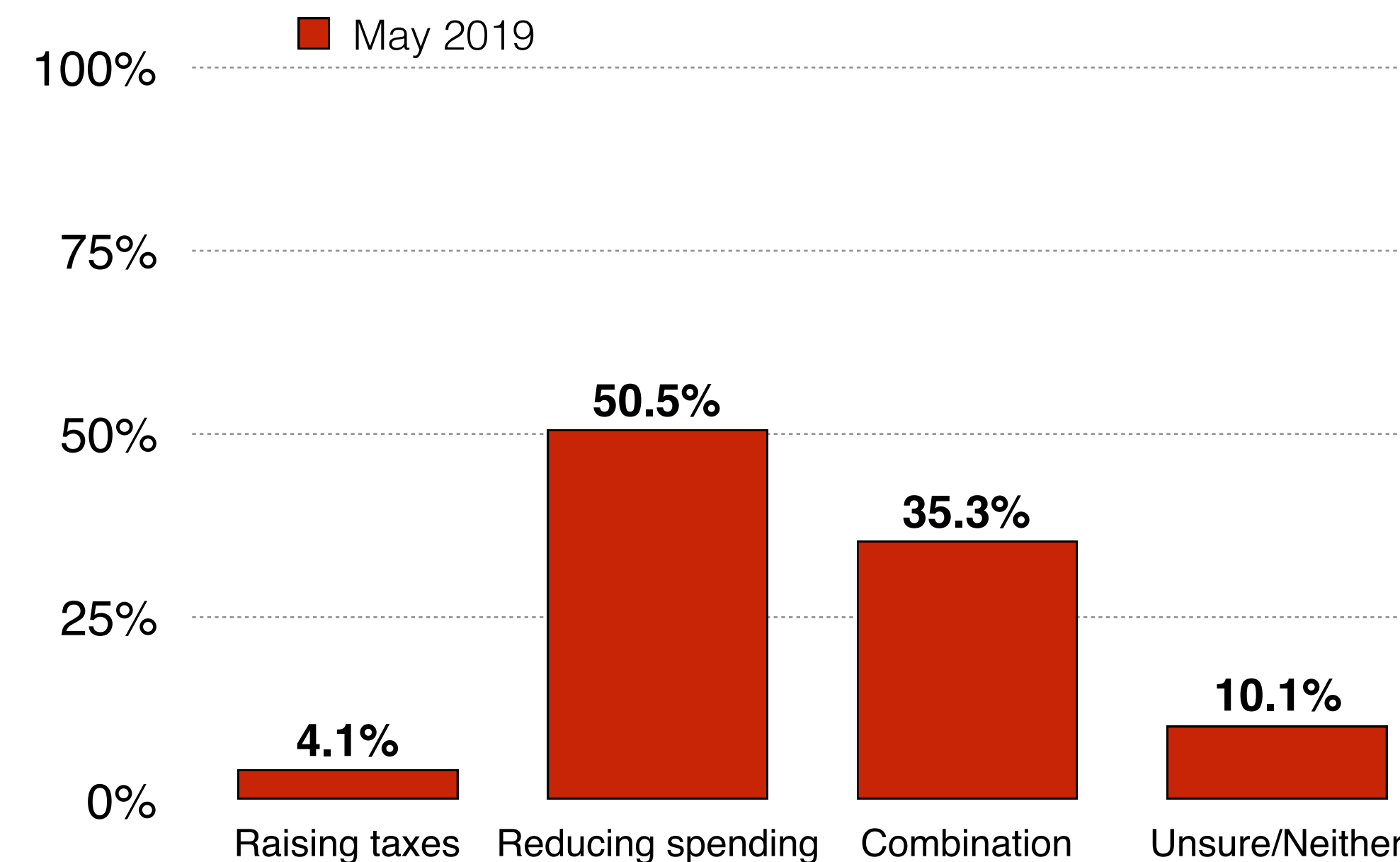
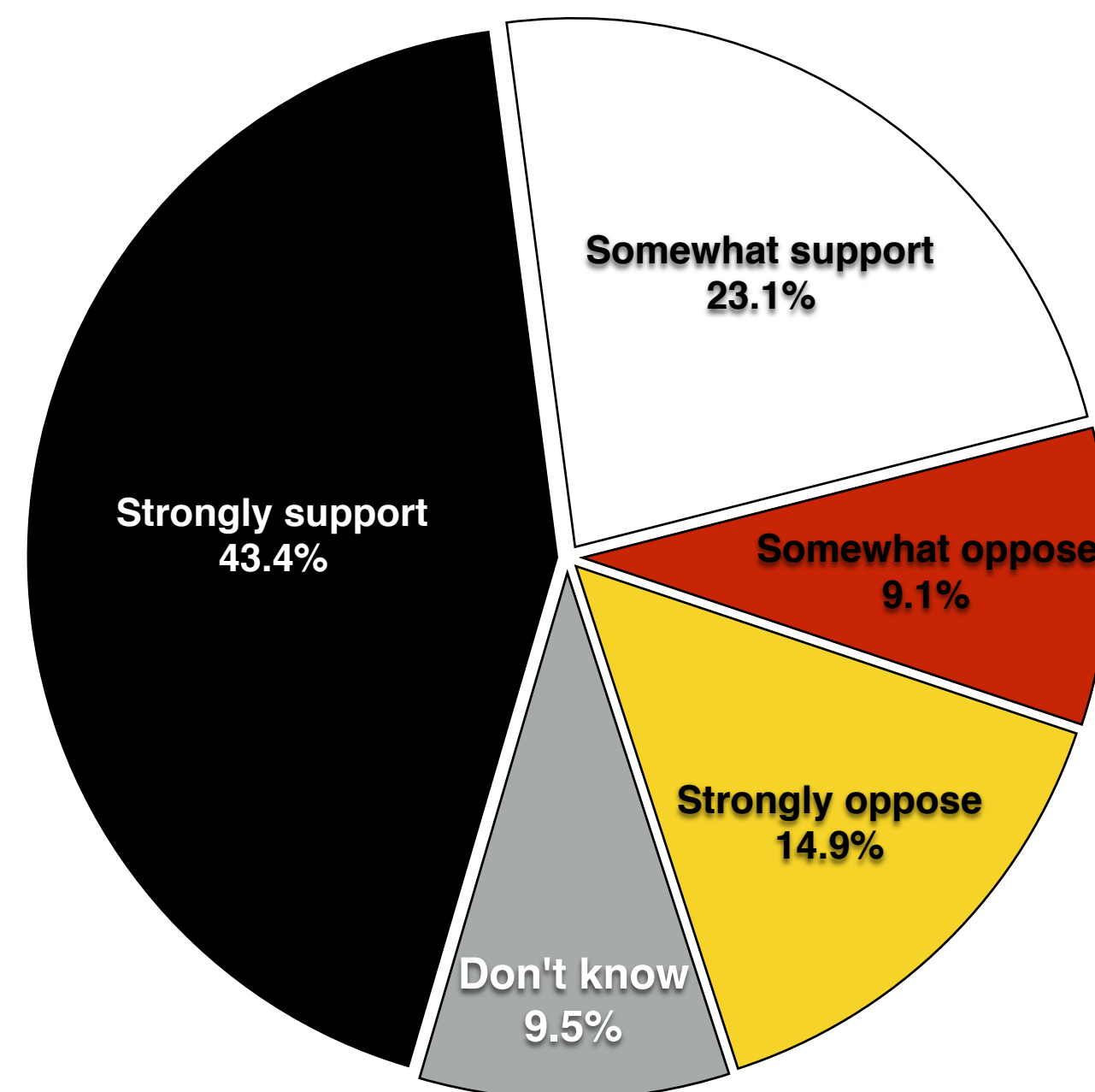


Taxes...

Two-thirds of residents, 66.5%, reported to "strongly" (43.4%) or "somewhat support" (23.1%) the implementation of a 2 percent tax on the investment earnings of single filers earning \$500,000 or more and couples earning 1 million or more. Further, 50.5% report they would prefer if the State worked to close the current budget deficit by "reducing spending" as opposed to "raising taxes" (4.1%).

- ❖ 50.4% of Republicans "support" a 2 percent tax on the investment earnings of single filers earning \$500,000 or more and couples earning 1 million or more, compared to 40.6% of Republicans who "opposed" this tax increase.
- ❖ 54.7% of residents earning \$150,000 or more "support" a 2 percent tax on the investment earnings of single filers earning \$500,000 or more and couples earning 1 million or more.

Q Some members of the State Legislature has proposed a 2 percent tax on the investment earnings of single filers earning \$500,000 or more and couples earning 1 million or more. Please tell me how strongly you support or oppose this tax.



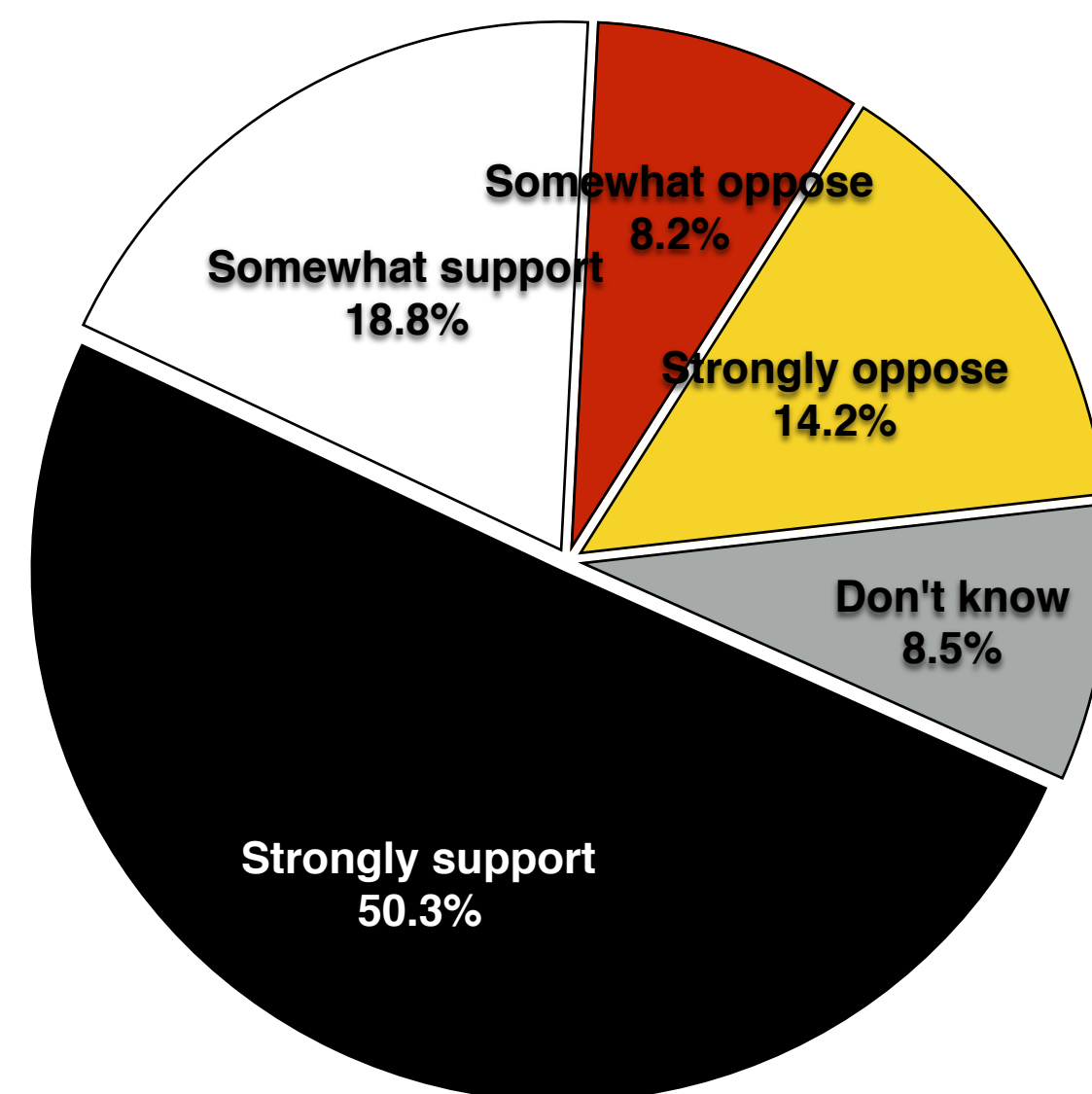
Q Overall, do you think the State should work to close the current budget deficit by raising taxes, reducing spending or some combination of the two?

Marijuana Legalization

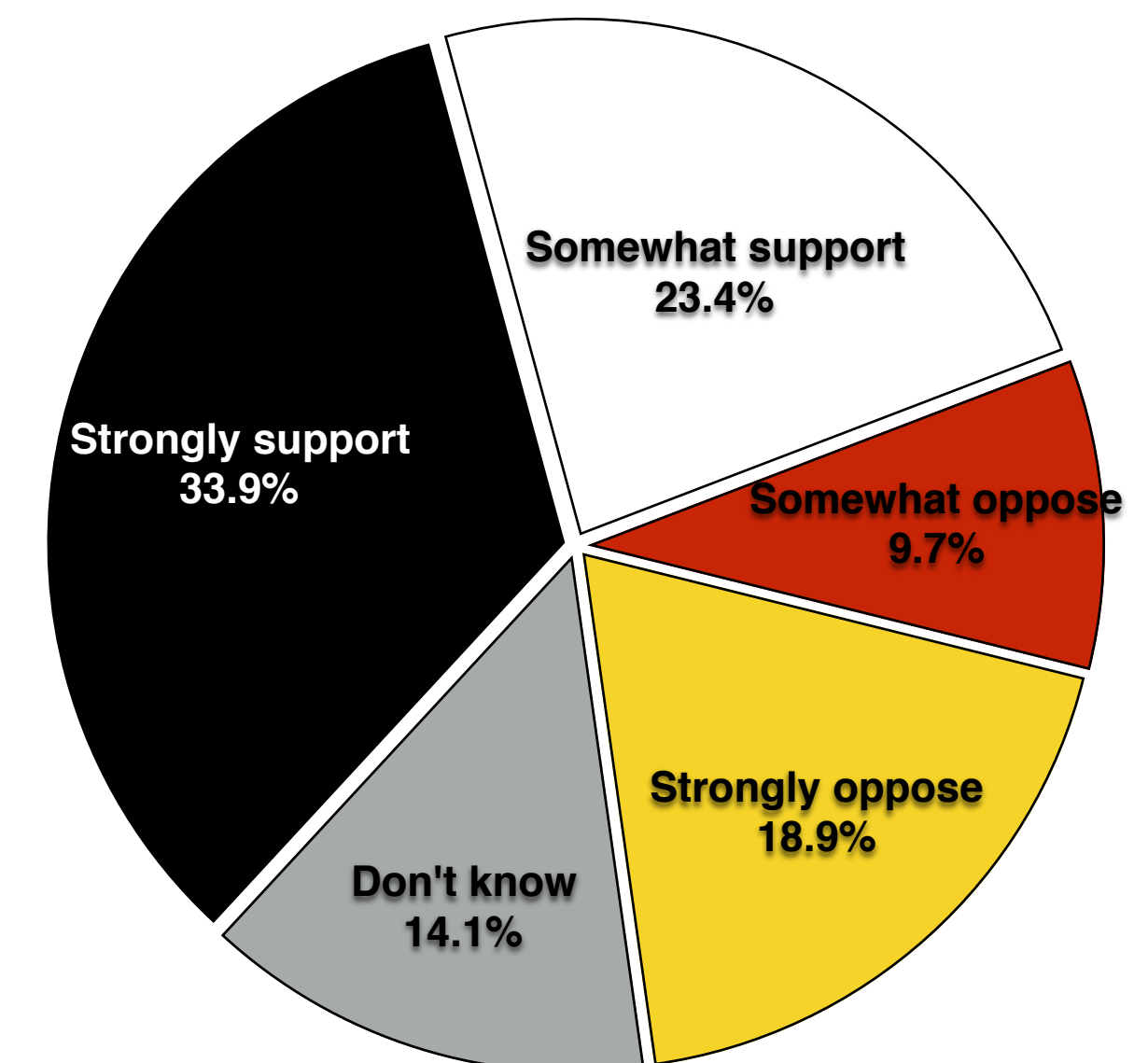
Over two-thirds of Connecticut residents surveyed, 69.1%, "strongly" (50.3%) or "somewhat support" (18.8%) the State Legislature proposal of expunging the records of individuals with convictions for low-level marijuana-related offenses. In addition, 57.3% "strongly" (33.9%) or "somewhat support" (23.4%) the majority of revenue from recreational marijuana sales being directed to urban areas and cities that have been disproportionately affected by the costs of drug enforcement measures.

- ❖ 61.3% of Hartford county residents "support" the majority of revenue from recreational marijuana sales should be directed to urban areas and cities that have been disproportionately affected by the costs of drug enforcement measures.
- ❖ 69.5% of residents ages 18-34 "support" the majority of revenue from recreational marijuana sales should be directed to urban areas and cities that have been disproportionately affected by the costs of drug enforcement measures.

Q If recreational marijuana use becomes legal, the State Legislature proposes expunging, which means eliminate, permanently erase, or delete, the records of individuals with convictions for low-level marijuana-related offenses. Please tell me how strongly you support or oppose this measure.

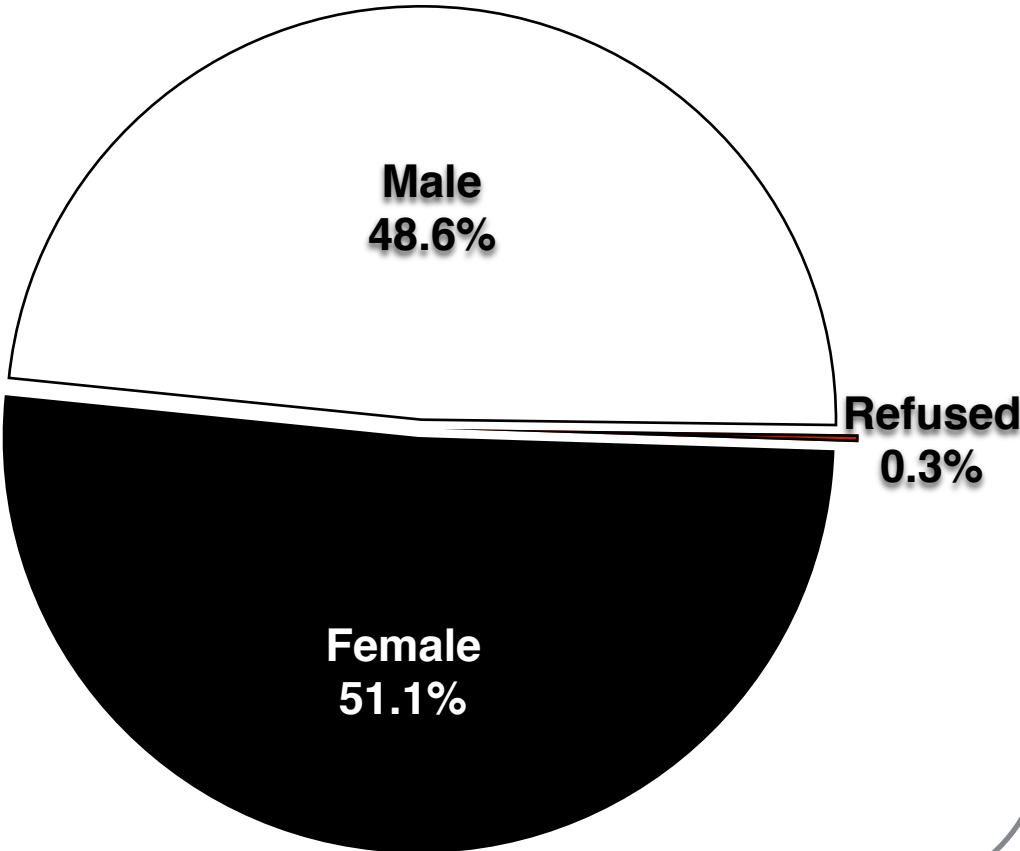


Q If recreational marijuana use becomes legal, the State Legislature has proposed that the majority of revenue from recreational marijuana sales should be directed to urban areas and cities that have been disproportionately affected by the costs of drug enforcement measures in the past. Please tell me how strongly you support or oppose this measure.

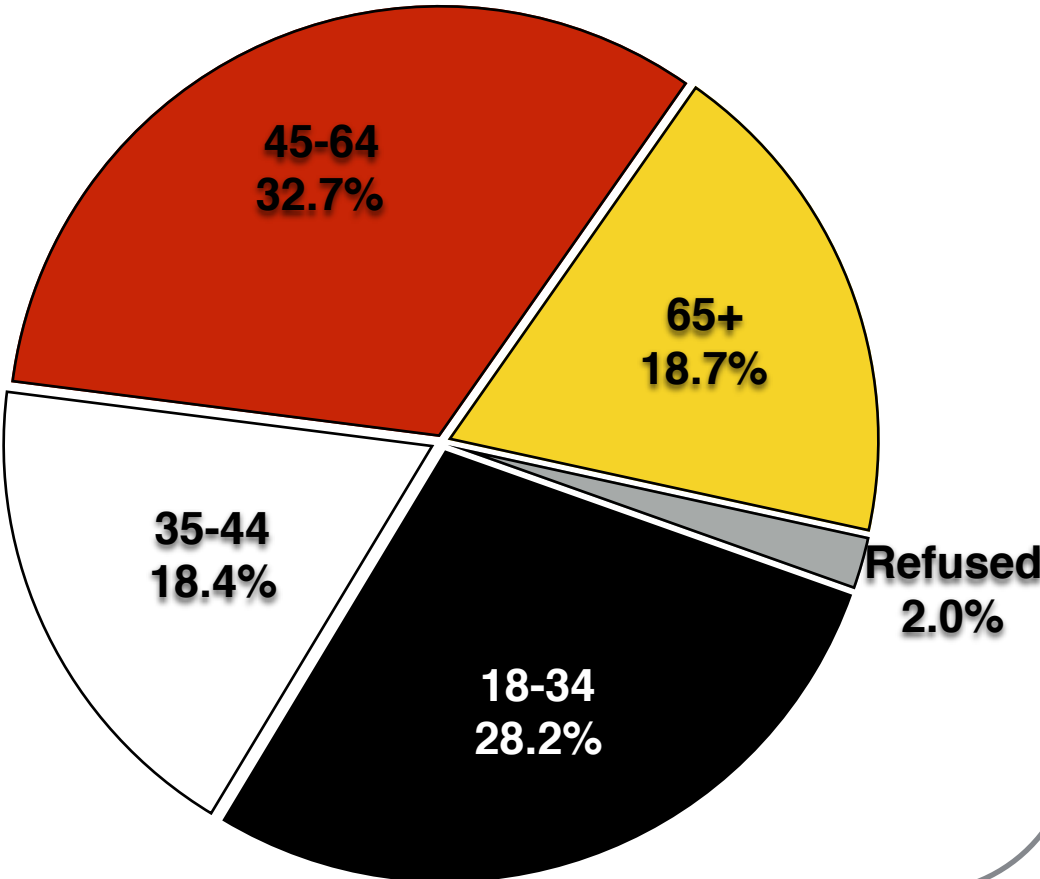


Demographic Profile - May 2019

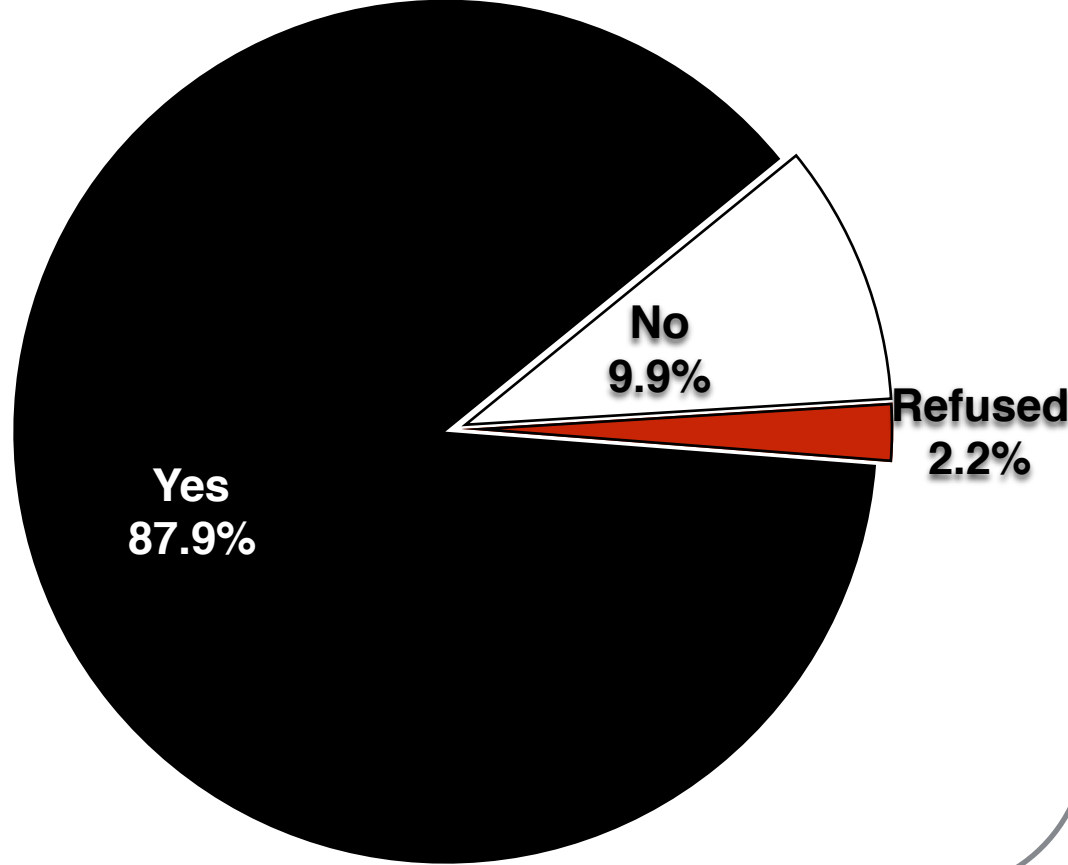
Gender



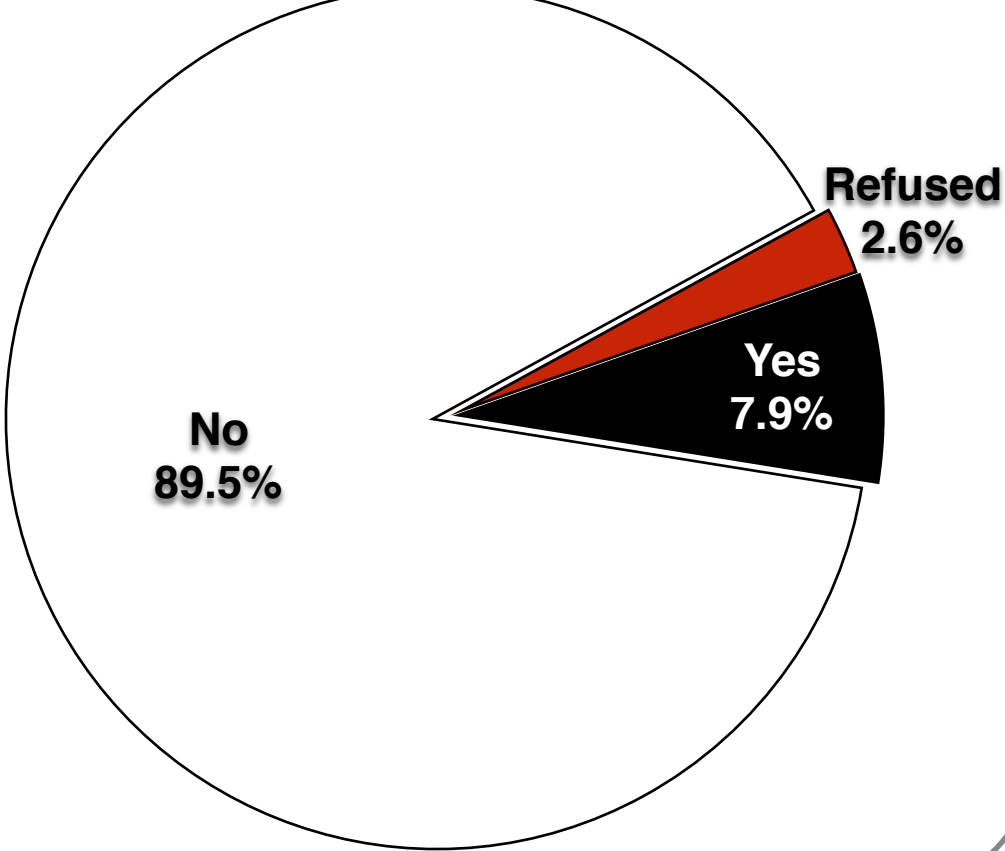
Age



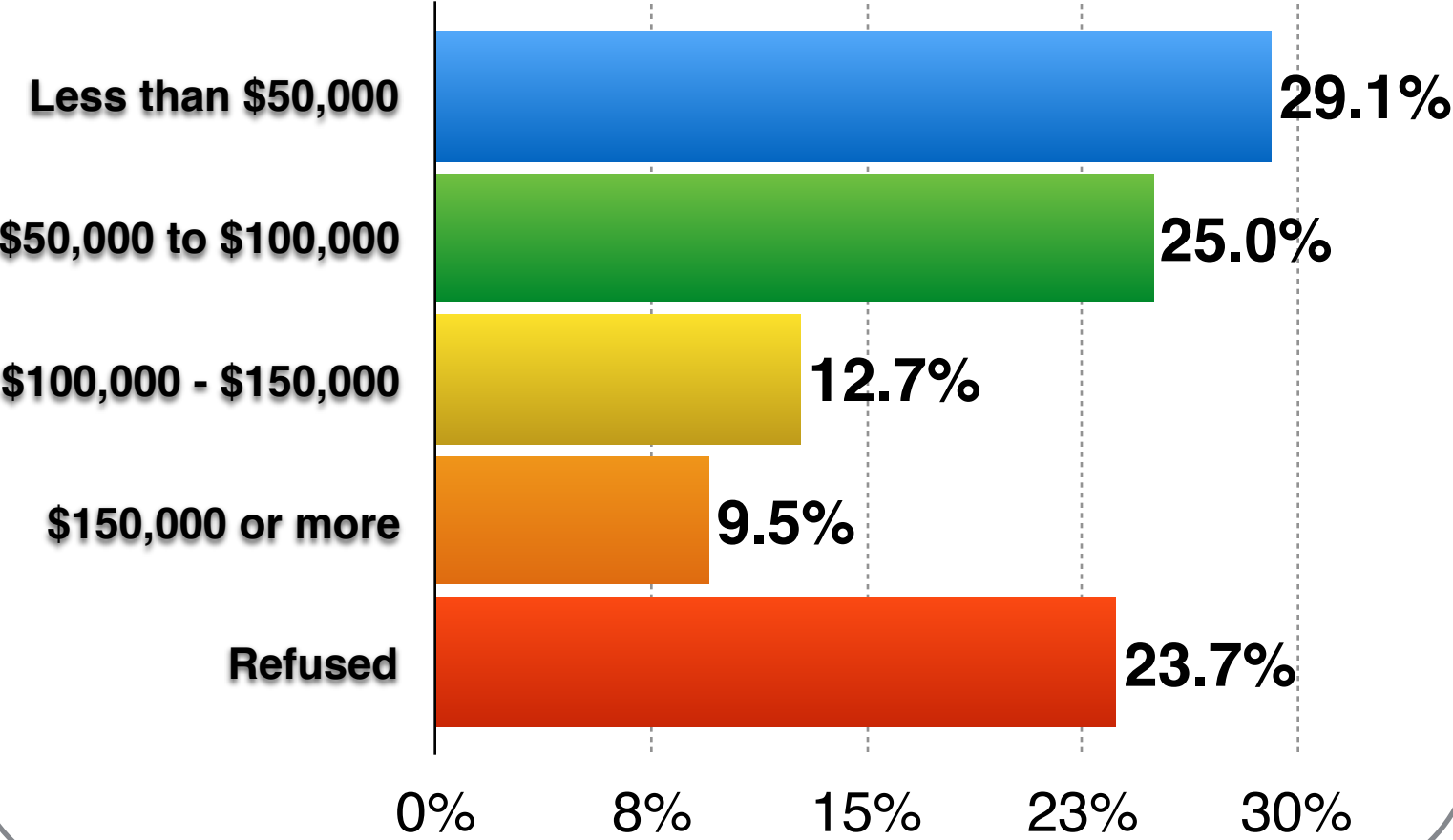
Registered to vote?



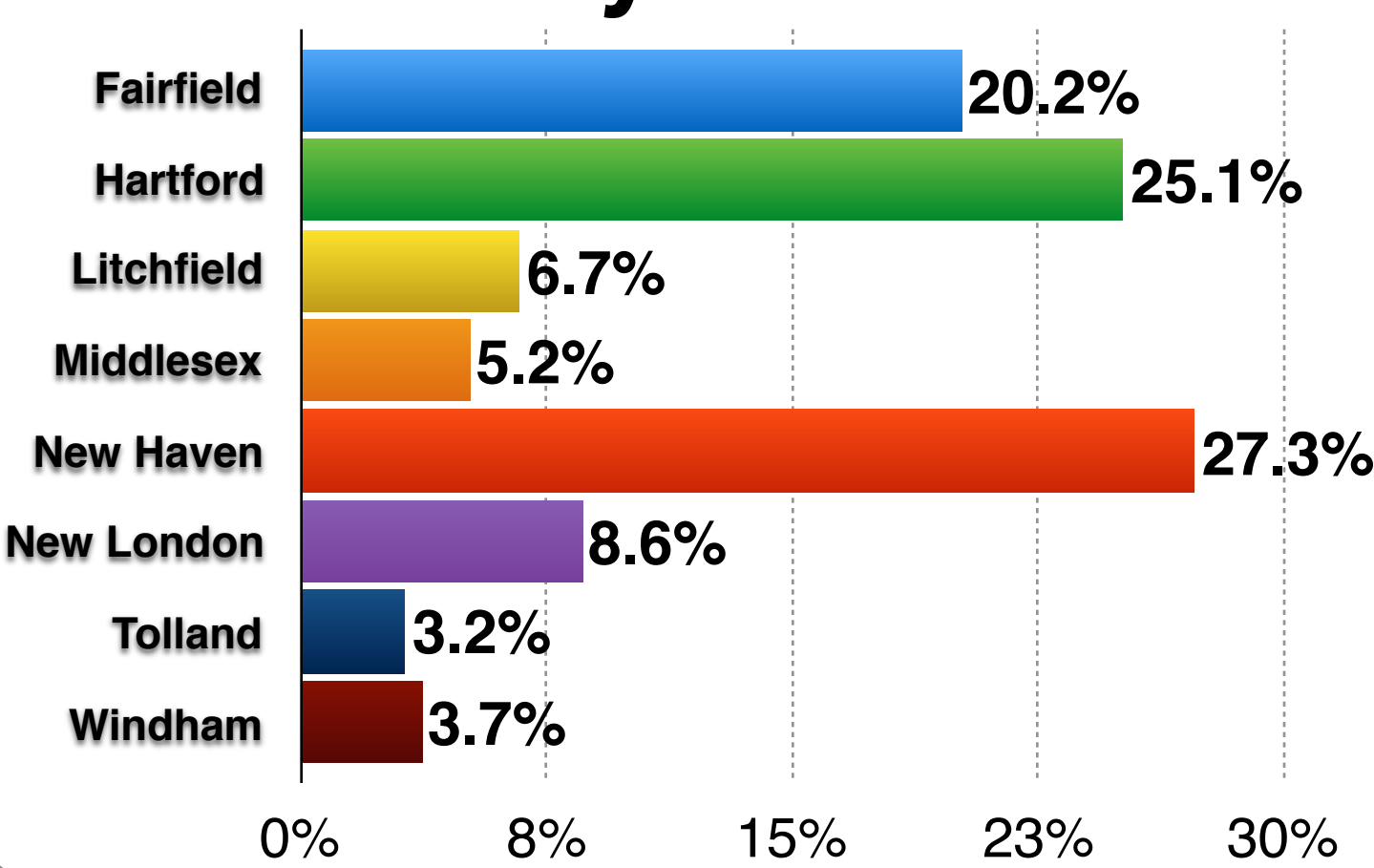
Hispanic/Latin Origin?



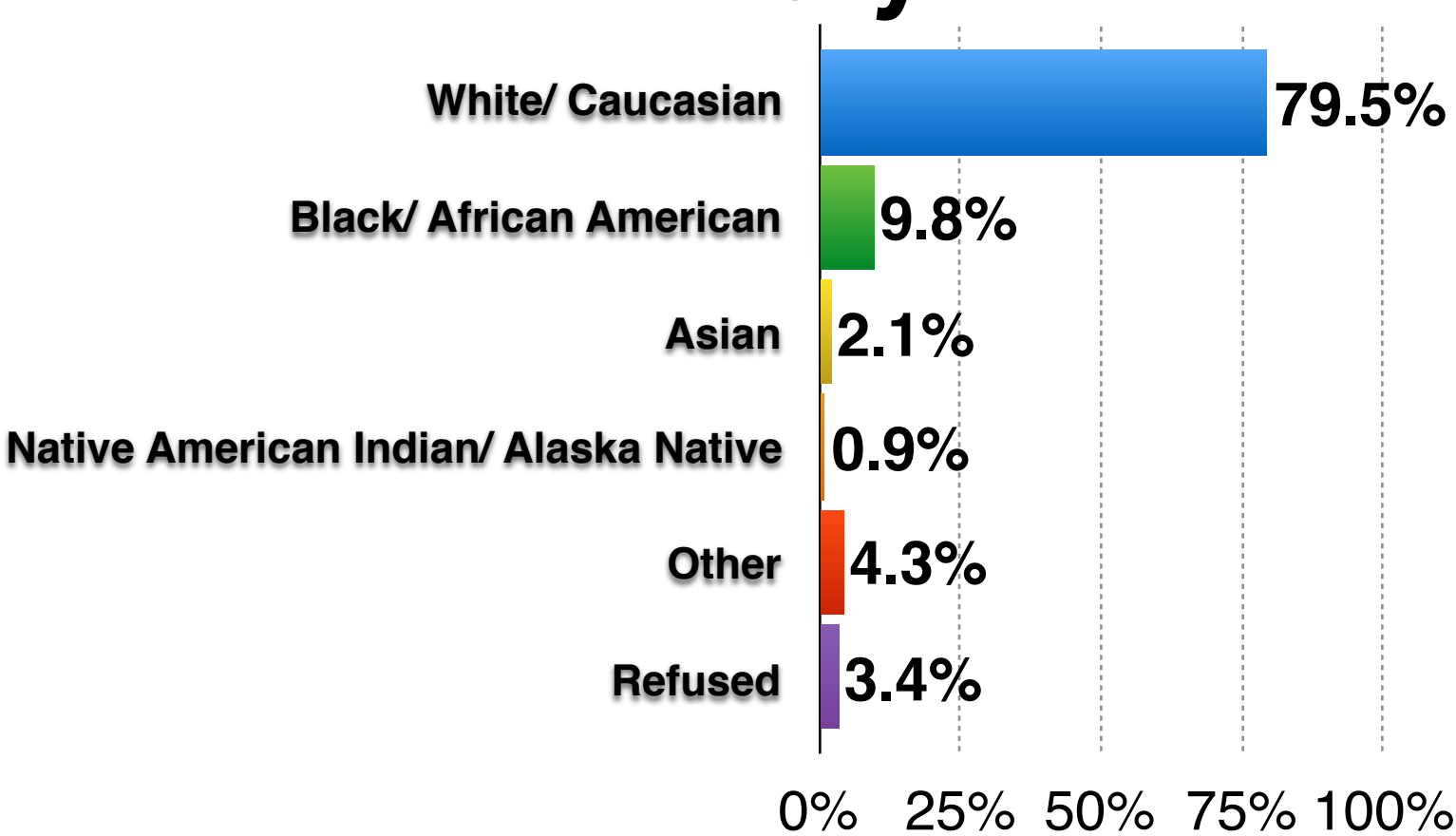
Income



County of Residence



Ethnicity





Lesley DeNardis, Ph.D. Executive Director, Institute for Public Policy

(203) 371-7834

denardisl@sacredheart.edu

Michael Vigeant CEO, GreatBlue Research

(860) 740-4000

michael@GreatBlueResearch.com